

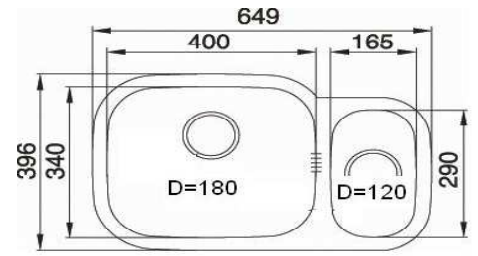


# DIONE UNDERMOUNT SINKS

includes P509 stainless drainer basket

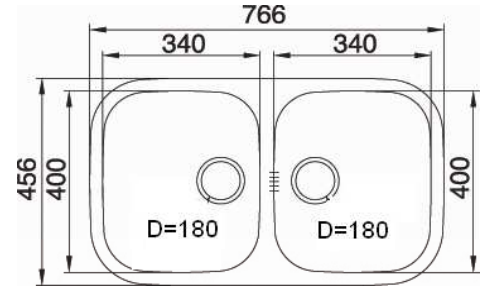
## Dione sink bowl +1/2

1012 = LH main bowl, no drainer  
 1013 = RH main bowl, no drainer  
 No tap hole only



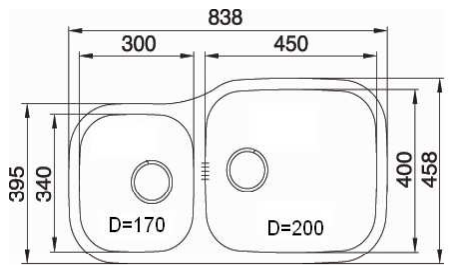
## Dione sink double bowl

1014 = double bowl, no drainer  
 No tap hole only



## Dione sink bowl +3/4

1016 = LH main bowl, no drainer  
 1017 = RH main bowl, no drainer  
 No tap hole only



Accessories available - P507,P508,P514,P516 - see p19

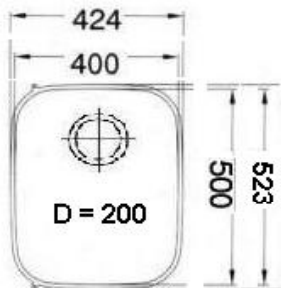
Stainless European style basket wastes are included with all Fiori sinks

## Undermount or Weld-in Bowls

(all models have a 10mm lip)

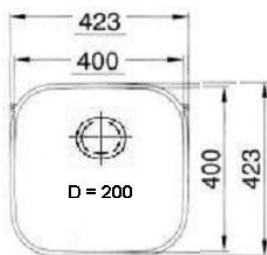
### 1833 bowl 35lt

No tap hole only



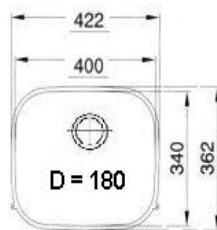
### 1834 bowl 30lt

No tap hole only



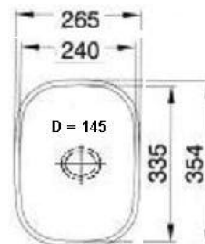
### 1835 bowl 22lt

No tap hole only



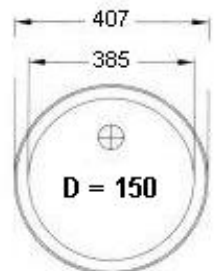
### 1836 bowl 10lt

No tap hole only



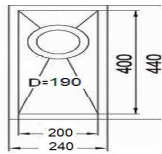
### 1837 bowl 18lt

No tap hole only



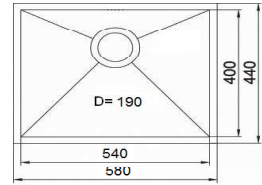


# UNDER MOUNT SINKS (1.2mm brushed stainless)



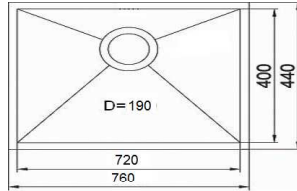
### Cubic sink single bowl

CM4836 = single bowl, no drainer



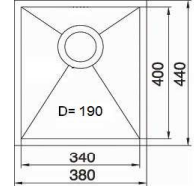
### Cubic sink single bowl

CM4833 = single bowl, no drainer



### Cubic sink single bowl

CM4832 = single bowl, no drainer

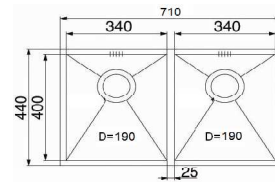


### Cubic sink single bowl

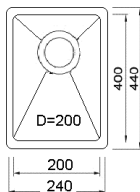
CM4835 = single bowl, no drainer

### Cubic sink double bowl

CM4839 = double bowl, no drainer

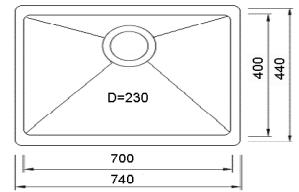


ALL AXON MODELS HAVE AN INTERNAL CORNER RADIUS OF 20mm AND AN EXTERNAL CORNER RADIUS OF 40mm



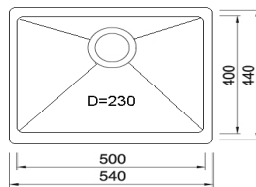
### Axon sink single bowl

CM5836 = single bowl, no drainer



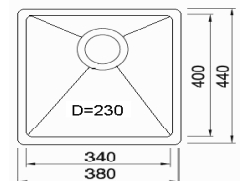
### Axon sink single bowl

CM5832 = single bowl, no drainer



### Axon sink single bowl

CM5833 = single bowl, no drainer

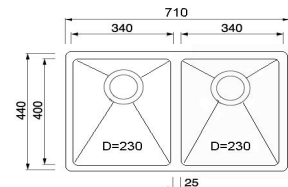


### Axon sink single bowl

CM5835 = single bowl, no drainer

### Axon sink double bowl

CM5839 = double bowl, no drainer



Stainless European style basket wastes are included with all Fiori sinks